

Emerging Proficient



Commercial Driver Program

Types of DOT Inspections

Introductory Curriculum

EPCD Collaboration of Construction Businesses

Thanks to the advisory committee for your review and approval and to Fortified Development for the development of this curriculum.

- Amanda Corum - Pueblo Corporate College
- Cathy Kramer - Connect2DOT
- Cheryl Gallegos - DOC Employment & Training Navigator
- Denise Tolmich - Ram-CO
- Emily Crespín – CDOT
- Ira Martin - Colorado Aggregate Hauling
- Irasema Moreno - CHOM Trucking
- Martell Dyles – JE Dunn Construction
- Monica Gilbert – Fortified Development
- Omar Moreno - Iron Woman
- Reggie Gamlin – Flatiron

Let's Get Started!



Overview

The Department of Transportation (DOT) requires commercial motor vehicles (CMV) with a weight of more than 10,001 pounds to undergo a yearly inspection making sure all parts are in good working order. The six levels of DOT inspections are broken down as to which part of the CMV or driver is being inspected. Unfortunately, most entry level drivers are not prepared to understand DOT inspections and the documents required to successfully walk-through a DOT Inspection. This training will teach drivers to know the documents required and how to conduct themselves with a DOT Officer.



Please note, the DOT Inspections are separate from the periodic vehicle inspections that must be conducted by the motor carrier.

- **DOT Training will cover:**
 - Level I: North American Standard Inspection
 - Level II: Walk-Around Driver/Vehicle Inspection
 - Level III: Driver-Only Inspection
 - Level IV: Special Inspection
 - Level V: Vehicle-Only Inspection
 - Level VI: Enhanced NAS Inspection for Radioactive Shipments
- **Training Hour(s): 2 hrs.**



Don't Stress!

Inspections are helpful to your employer's safety rating



DOT Inspection for Construction

Most construction hauling DOT Inspections are the Level 1 Standard Inspection.

Having all documentation organized in a compliance binder will assist the driver in have successful DOT Inspections



Inspection Citation Procedure



Level I: North American Standard Inspection

- Driver's license
- Proof of Insurance
- Medical Examiner's Certificate and Skill Performance Evaluation (SPE) Certificate (if applicable)
- Alcohol and drugs
- Ticket will verify Hours of Service
- Seat belt
- Vehicle inspection report(s) (if applicable)
- Brake systems
- Ticket or Manifest to verify commodity
- Coupling devices
- Driveline/driveshaft
- Exhaust systems
- Frames
- Fuel systems
- Lighting devices (headlamps, tail lamps, stop lamps, turn signals and lamps/flags on projecting loads)
- Steering mechanisms
- Suspensions
- Tires
- Van and open-top trailer bodies
- Wheels, rims and hubs
- Windshield wipers
- Emergency Items – triangles, current fire extinguisher

Level II: Walk-Around Driver/Vehicle Inspection

- Driver's license
- Medical Examiner's Certificate and Skill Performance Evaluation (SPE) Certificate (if applicable)
- Alcohol and drugs
- Driver's record of duty status, as required
- Hours of service
- Seat belt
- Vehicle inspection report(s) (if applicable)
- Brake systems
- Cargo securement
- Coupling devices
- Driveline/driveshaft
- Exhaust systems
- Frames
- Fuel systems
- Lighting devices (headlamps, tail lamps, stop lamps, turn signals and lamps/flags on projecting loads)
- Steering mechanisms
- Suspensions
- Tires
- Van and open-top trailer bodies
- Wheels, rims and hubs
- Windshield wipers

It is contemplated that the walk-around driver/vehicle inspection will include only those items that can be inspected without physically getting under the vehicle.


Level III: Driver-Only Inspection

- Driver's license
- Medical Examiner's Certificate and Skill Performance Evaluation (SPE) Certificate
- Driver's record of duty status
- Hours of service
- Seat belt
- Vehicle inspection report(s)
- Carrier identification and status.

Mechanical equipment violations specific to a Level I or Level II Inspection should not be included in a Level III Inspection. If applicable, traffic violations/infractions should be included on a Level III Inspection.

Level IV: Special Inspection

These inspections are usually a one-time examination of a particular item. They are performed to support or refute a specific trend or to support an industry study.



Level V: Vehicle-Only Inspection

This inspection includes all vehicle inspection items performed in the North American Standard Inspection - Level I without the driver being present. This inspection can be performed at any location.



Level VI: Enhanced NAS Inspection for Radioactive Shipments

- Designed for select radiological shipments. This includes inspection procedures, enhancements to the North American Standard Level I Inspection, radiological requirements and the North American Standard Out-of-Service Criteria for Transuranic Waste and Highway Route Controlled Quantities of Radioactive material.
- As of Jan. 1, 2005, all vehicles and carriers transporting HRCQ of radioactive material are regulated by the U.S. Department of Transportation (DOT) and required to pass the North American Standard Level VI Inspection.
- Select radiological shipments include HRCQ of radioactive material as defined by [Title 49 CFR 173.403](#). And, because only a small fraction of transuranics are HRCQ, the U.S. DOE decided to include its transuranic waste shipments in the North American Standard Level VI Inspection Program.

What Happens After an Inspection?

- Inspection data is collected and then used by the Safety Measurement System (SMS) to prioritize the carrier for future FMCSA interventions.
- Violations can affect the driver's Commercial Driver's License (CDL) and Motor Vehicle Record (MVR) as well as the carrier's SMS data.
- If the vehicle is found to be unsafe, the inspector may place it out-of-service, meaning that it cannot continue to be operated until safety issues have been corrected. Drivers can also be placed out-of-service.

Annual DOT Inspection

- Every commercial vehicle, including each segment of a combination vehicle requires periodic inspection that must be performed at least once every 12 months
- Motor carriers may perform required annual inspection themselves. The original or a copy of the periodic inspection report must be retained by the motor carrier for 14 months from the report date
- The driver must be able to produce documentation when requested

RECORD OF ANNUAL INSPECTION	
THIS VEHICLE HAS PASSED AN ANNUAL INSPECTION CONDUCTED IN ACCORDANCE WITH FMCFR 49 PART 396.17	
MONTH	YEAR
VEHICLE ID	TAG or VIN#
LOCATION OF RECORDS	
COMPANY _____	
ADDRESS _____	
CITY, STATE, ZIP	
<small>© USADriveSafe™ Product ID US-ROAIL Distributed by www.usafleetsupply.com</small>	

Time for Hands On!