

Emerging Proficient



Commercial Driver Program

Backing Up

Introductory Curriculum

EPCD Collaboration of Construction Businesses

Thanks to the advisory committee for your review and approval and to Fortified Development for the development of this curriculum.

- Amanda Corum - Pueblo Corporate College
- Cathy Kramer - Connect2DOT
- Cheryl Gallegos - DOC Employment & Training Navigator
- Denise Tolmich - Ram-CO
- Emily Crespín – CDOT
- Ira Martin - Colorado Aggregate Hauling
- Irasema Moreno - CHOM Trucking
- Martell Dyles – JE Dunn Construction
- Monica Gilbert – Fortified Development
- Omar Moreno - Iron Woman
- Reggie Gamlin – Flatiron

Let's Get Started



Overview

Drivers spend a significant amount of time backing. Developing these skills is critical for safety due to the fact it is the most common time for crashes or incidents to occur. This module helps drivers recognize the dangers of backing and offers proper procedures for various backing maneuvers such as straight-line, alley dock, sight-side jackknife, blind-side jackknife backing and parallel parking.

- **Training Hour(s): 1.0 teaching/4.0 hrs. OJL**

Backing Safety

Tips in Backing Safely

All backing maneuvers have the potential to become dangerous and should be avoided as much as possible.

To eliminate backing your trailer, plan to park your vehicle in spaces you can pull through.


- Get out of the vehicle and check to the rear
- Check above, under and to the sides of the vehicle
- Check for adequate swing clearance
- Warn others that you are backing
- Be patient and back as slowly as possible using the lowest reverse gear
- Do not over-steer, as slight movement is all that is required if caught right away
- Use sight side backing on your left whenever possible
- Use your mirrors and flashers
- Turn off the radio and other distractions with the windows down so you can listen for noises
- Be aware of obstacles that can tilt the trailer, such as curbs and ramps
- Restart the maneuver instead of backing poorly
- Whenever possible, use a spotter when backing
 - Agree on signals before backing, especially “Stop”, and
 - Make sure the spotter is in a position that the driver can see them in the truck’s rear-view mirror at all times

G.O.A.L.

GET OUT AND LOOK

Backing Situations

Straight Line Back



<https://youtu.be/bKQ4OGSniV0>

Alley Dock Backing




<https://www.youtube.com/watch?v=MxThfOgGGuw>

Sight-side Jackknife Backing




<https://youtu.be/LN7kj5XVLPQ>

Blind-side Backing




<https://youtu.be/YAo7Xs77Eec>

Parallel Parking



<https://youtu.be/EHjK7ZWkDOI>

U-Turn Back



<https://www.youtube.com/shorts/nqhkE6MWXrY>

Let's hit the road!